

# FAST CREW BOATS

THIRTY YEARS OF EXPERIENCE

Over the last thirty years **Chantier Allais** has built more than 300 crew boats. Customer demands have helped teach us how to design, build and equip vessels that will fully meet **YOUR** needs.

From this enormous experience has come the **SURFER** range of today. The archetypal fast, reliable and economic small crew boat, with each new model incorporating our most recent design and engineering advances.


Listening to our customer's description of their working lives at sea has enabled us to incorporate specific design details in response, aimed at addressing particular issues. Hinges that allow an engine change without superstructure disassembly, for example, and shock-absorbing mountings for passenger and crew accommodation that reduce noise levels and vibration to improve comfort, introduced in 1993 and now used in all models, are just two examples of our innovative approach.

Our concentration and creativity is dedicated to customer satisfaction and this has been well repaid with our client's loyalty to us over the past 30 years.

The large number of crew boats built has given us a rare opportunity to standardise some components and to develop and master an enviable model of industrial production. This improves efficiency and helps to allow competitive pricing.

You can choose from a large range of fast crew boat designs, from 14 to 30 metres, all equipped with the latest technology and built to the highest quality.

*In the end, a visit to our workshops will be the best way to convince you of our shipbuilding credentials.*



Chantiers ALLAIS is the exclusive owner of all intellectual and industrial property rights for the following models: Surfer 14000, 1450, 1600, 1800, 1810, 18000, 19000, 200, Surfer Reefer, Surfer 2000, 220, 2200 and 2500.



# ESUS 190

A fast crew boat new model

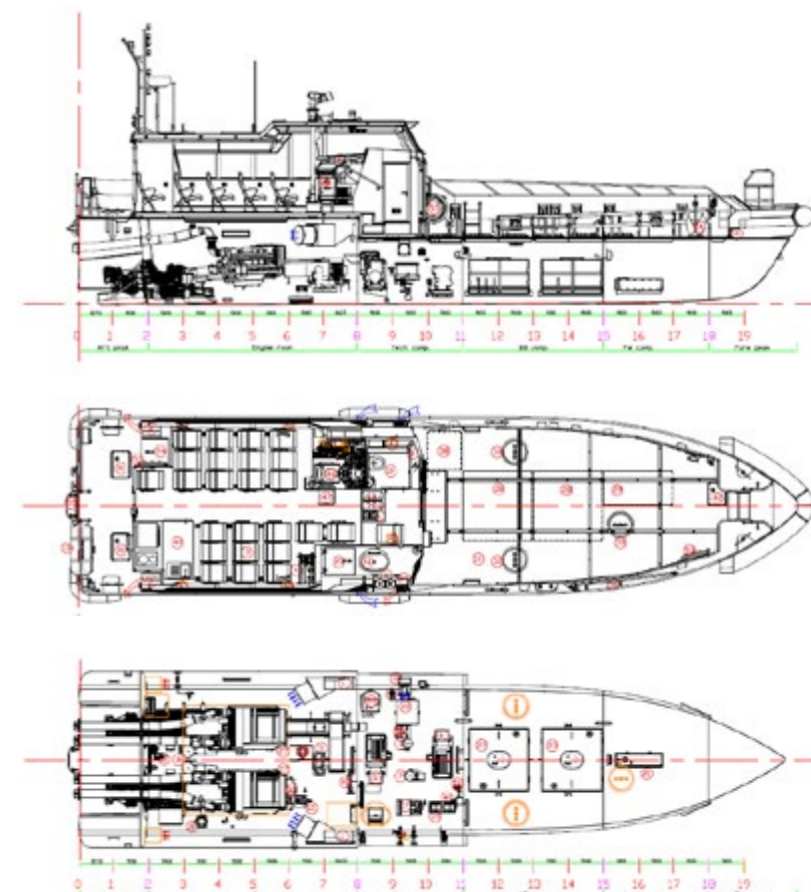
25-30 passengers



**ESUS 190** is part of a new range, which benefits of the experience of the shipyard that has designed the **SURFER**, and built, in the last 30 years, more than 300 units of these ships, that have been the archetype of small fast crew boats.

**ESUS 190** is an evolution of **SURFER 19000**, dedicated to the transportation of personnel from shore to offshore oil and gas sites, in excellent conditions of comfort, at a cruising speed of 28 knots, thanks to fully insulated passengers accommodation, mounted on shocks absorber, and high power diesel engines and water jets propulsion.

In addition to a fire fighting pump of 300CM, with monitor remote controlled from the wheelhouse, **ESUS 190** can carry a cargo of 4 tons on a 28 m<sup>2</sup> fore-deck.



## CONTACT

**MSIS - Chantiers ALLAIS**

**Atelier Mécanique Nord - BP 80608**

**50106 Cherbourg Octeville Cedex - FRANCE**

**Tel: +33 (0)2 33 97 33 49 / +33 (0)6 80 85 96 42**

**Email: francois.allais@msmarine.fr**

**Website: www.chantiersallais.fr**



## REGISTRATION

Load line and stability certificates are delivered by DET NORSK VERITAS



**MAIN PARTICULARS**

**DIMENSIONS**

Length overall: .....19.020 m  
 Breadth overall: .....5.100 m  
 Hull length: .....18.450 m  
 Hull breadth: .....4.500 m  
 Length at water line: .....17.800 m  
 Draft: .....0.950 m  
 Full loaded displacement: .....30.600 t

**SPEED RANGE**

Medium loaded craft max speed: .....32 knots  
 Cruising speed  
 - with 25 passengers: .....28 knots  
 - with 30 passengers: .....27 knots  
 Consumption at cruising speed: .....300 l  
 Consumption at maximum speed: .....360 l  
 Bunkers: .....3300 l  
 Range: .....300 Nm  
 (at cruising speed with 25 passengers)

**MACHINERY**

Main engines trade mark: .....MAN  
 Model: .....2842 LE 405  
 Maximum output: .....2 x 900 hp  
 Propeller type: .....2 x Water jet  
 Trade mark: .....HAMILTON  
 Model: .....HJ 403  
 Generator: .....2 x 19 kVA

**FORE DECK**

Designed to carry up to 4 tons of small cargo, the fore deck allows the use of standard basket for embark and disembark passengers.  
 Deck area is 28 m<sup>2</sup> (7.200 m x 3 m 900).  
 Deck strength is 500 kg per m<sup>2</sup>.  
 Maximum height of carried container is 1.800 m.

**APPROVALS**

**ESUS 190** is certified by DET NORSKE VERITAS incorporating the normal structural approvals and construction surveys. The certificate attests that the vessel is SOLAS compliant.

**ESUS 190** being less than 24 m, is exempt from class.

**ACCOMMODATION**

Fully air conditioned.  
 EKNES brand passenger seats, model Transit 1500 SUPER NOVA, recliners.  
 Cabin and wheelhouse mounted on shock-absorbers, reducing noise and vibration, improving comfort.  
 Restroom with electric toilets.

**FIRE FIGHTING EQUIPMENT**

Fire-Fighting pump delivering 350CM p.h at 10 bar, driven by one main engine and operated remotely from the wheelhouse.


**ELECTRONICS**

- Compas - rose 140 mm: .....1
- VHF SMDSM ICOM
- GM 1600: .....1
- VHF Sailor 6222 12V CC: .....1
- Radar FURUNO 3 1835: .....1
- GPS KODEN KMP-920: .....1
- Chart reader SW 50li 5": .....1
- Echo sounder FURUNO
- LS6100 12 V 200 khz: .....1
- Transponder AIS
- TRANSAS M3 Class A: .....1
- Beacon EPIRB
- Smarfind E5 / Plus G5: .....1

*All particulars believed to be correct but not guaranteed*

**SAFETY EQUIPMENT**

**BILGE PUMP AND DRYING PIPING**



**FIRE FIGHTING EQUIPMENT**



**SAFETY DROME**

